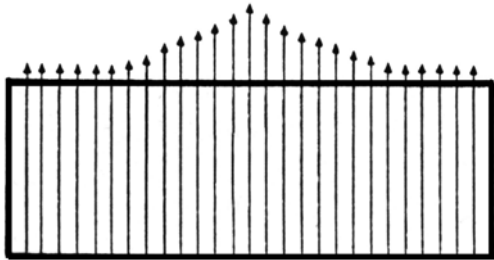



www. **CALVIN** inc.com

VERTICAL PIVOT LIFT GATES (VPL)



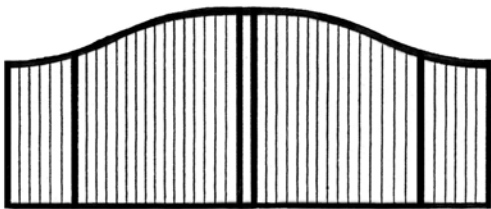
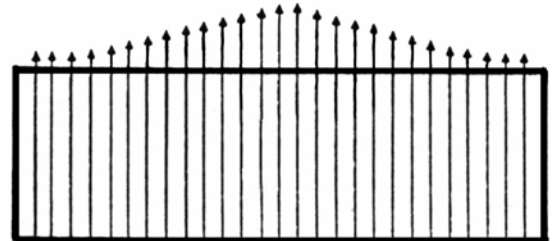
Buckeye



Buckeye – Peaked



Buckeye – Eyebrow



Congress



COMMERCIAL ♦ RESIDENTIAL ♦ SELF STORAGE ♦ GATED COMMUNITIES

CALVIN ACCESS CONTROLS, INC.

7585 Taway Rd., Radnor, OH 43066 740-494-4200 info@calvininc.com

24v VPL Gate Specifications



OPERATOR:	Meets UL 325 Specifications. Produced to strict standards, providing you with the safest operator possible.
CONSTRUCTION:	Frame / Gate: 2" Sq., 11 Ga. (.120) Steel Tubing Vertical Pickets: 3/4" Sq., 16 Ga. Galv. Tubing Chain Link: 2-3/8", Sch. 40 & Sch. 20 Tubing 11 Ga. Fabric Operator Skins: 18 Ga. Galvaneal Sheet Mounting Pads: 304 SS
RUSTPROOFING & LUBRICATION:	All internal Operator Parts, Springs, Spring Adjustment Tube, Adjustment Screws are rustproofed w/Texaco Compound "L". All moving parts are built with factory installed grease fittings for proper P/M.
PAINT:	Polane Semi-Gloss / Spatter Finish. Standard Colors: Black, White, Brown & Green (Custom colors available).
GATE HARDWARE:	Gate mounting hardware is S.S.
WINDBRACING:	100 mph design, 1/4" aircraft quality coated cable. Length = 60% of gate.
OPERATOR SIZE:	Type: VPL-24 Length: 68" Height: 51" Width: 36"
GATE LENGTHS:	10' to 20' gate opening (Consult factory over 20').
GATE HEIGHTS:	4' 6" to 8' from pad grade to top (Consult factory over 8').
DUTY CYCLE:	Designed for continuous usage with proper service and maintenance.
MOTOR BRAKING:	Dynamic Built-In Motor Braking.
POWER SUPPLY:	120v AC with 24v DC Battery Back-Up. (2) 12v Batteries required, may NOT be included. Continuous operation during power outages.
POWER MAINTENANCE:	24v Built-In Battery Maintainer keeps Batteries charged. "Over-Charge" protection built-in.
CONTROL CIRCUITRY:	Solid state coated Control Board in NEMA 4x weatherproof electrical enclosure. Sealed proximity Switches ensure weather & moisture-proof integrity (Boards tested to -40° F).
GEAR MOTOR:	Horse Power: 1/3 Gear Type: Hardened Steel Bearing Type: Ball Gear Lube: Dextron II E ATF (Rated to -70° F)
DOUBLE GATES:	Control Panel can be set to accommodate 2 nd Operator or Sallie Port with another Operator (<i>Optional, Additional Cost</i>).
OPEN/CLOSING CYCLES:	7 – 9 seconds.
DELAYED CLOSING:	Adjustable from 0 – 60 seconds.
OBSTRUCTION SENSOR:	Adjustable IRD senses obstructions opening and closing.
SEC. BREACH PROTECT.:	24v built-in Brake when 120v or battery power is present.
SAFETY CONTROLS:	Reversing/Safety Loop, Leading Reversing Edge, Infra-Red Reversing Beams, Siren Operated Sensor (<i>Optional, Additional Cost</i>).
SHIPPING WEIGHT:	Typical VPL-24 Operator with 6' high x 16' long Buckeye style gate = 1,000 lbs.
WARRANTY:	One [1] year limited warranty based on manufacturer's warranty.
SPACE SAVING:	Costly real estate saved; fits between buildings, drives, fences, and other obstacles.
UNEVEN TERRAIN:	Adaptable to any terrain: Mountains, Uneven Driveways, Drainage Swales.
CUSTOM DESIGN:	Custom designed gates to fit your particular application.
LOW MAINTENANCE:	Expensive servicing is limited. Simple preventative maintenance required. Field proven reliability.