



6300 VEHICULAR SWING GATE OPERATOR




pad mount



post mount



entrapment
prevention system
reverses gate on contact



smooth operation
no slamming when gate closes



arm joint cover
helps eliminate pinch points



unique design
simplifies installation and
provides easy access to all
internal parts

- Electronic magnetic limits eliminate old style mechanical switches that can wear out, break or fail
- Automatic self-setting limits mean no limit switch adjustments – ever
- Safety – built-in mechanical and electronic reverse system
- Advanced microprocessor control board features programming switches to set the mode of operation required and has ports for DKS plug-in loop detectors to simplify wiring
- Polyurethane cover protects all critical components from the environment
- G90 galvanized steel frame prevents rusting
- Advanced “Stop-Reverse” action eliminates damage commonly found in instant reverse style operators
- Bi Parting Gate System - both operators run from a single control board for sequenced operation
- This operator meets or exceeds the requirements of the UL 325 and UL 991 safety standards and is ETL Listed
- 5-year limited warranty

FEATURES

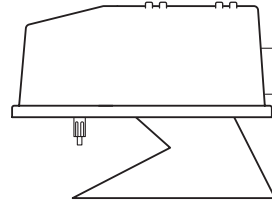
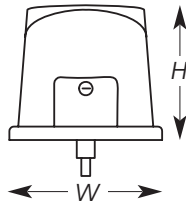
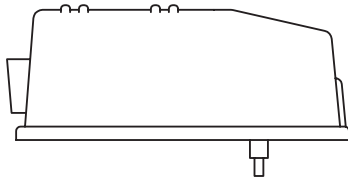
ACCESS CONTROL SOLUTIONS



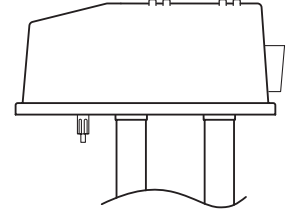


6300 VEHICULAR SWING GATE OPERATORS

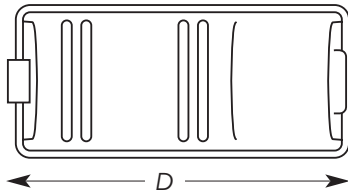
The DKS 6300 swing gate operator is designed for residential, commercial, and industrial applications for both single and dual-leaf gates. The unique design of this operator allows the gate arm to rotate from underneath the operator, creating an aesthetically pleasing installation and allowing the arm to attach to the bottom rail of the gate, where it is virtually unseen from outside the gate. This important feature does not require any unsightly cross bars to be welded to the gate, and the bottom rail is one of the strongest points on the gate. These operators are designed to be pad or post mounted to meet almost any installation requirement.



Pad mount adds 11" (279mm) to Height dimension.



Post mount operator Height is adjustable by the installer.



6300 1/2 & 1 HP
with Convenience Open package.
16.5" W x 13.5" H x 31" D
419mm W x 343mm H x 787mm D

6300 1/2 HP Specs

Class of operation	Max Gate Length *	Max Gate Weight *	HP	Power	Convenience Open Package
I, II, III, IV	18 Ft 5.5 m	700 Lbs. 317.5 kg	1/2 HP 60 cycles/hr continuous duty	115 VAC, 60 Hz, 5.4A 230 VAC, 60 Hz, 2.7A** 460 VAC, 60 Hz, 1.4A**	Optional factory installed DC powered drive system provides an automatic method to open a gate when primary (AC) power fails

6300 1 HP Specs

Class of operation	Max Gate Length *	Max Gate Weight *	HP	Power	Convenience Open Package
I, II, III, IV	22 Ft 6.7 m	800 Lbs. 362 kg	1 HP 60 cycles/hr continuous duty	115 VAC, 60 Hz, 7.0A 230 VAC, 60 Hz, 3.5A** 460 VAC, 60 Hz, 1.8A**	Optional factory installed DC powered drive system provides an automatic method to open a gate when primary (AC) power fails

*Assumes gate and hardware to be in good condition and swinging in a level plane
** These operators use a step-down transformer, to achieve 115 VAC operating voltage.

General Specs

Mechanical
Primary Reduction: Pulley/belt driving a worm gear
Speed: Rotates gate 90° in approximately 16-18 seconds
Frame: G90 galvanized steel to prevent rusting
Arm: Articulating arms to allow mechanical slow start / slow stop
Mounting: Pad or post mount – specify which when ordering

Manual Release
Keyed padlock provided
Clutch can be back-driven to allow fail-safe release

Safety Standards
Complies with the UL 325 and UL 991 safety standards
ETL listed

Advanced Features
Automatic limit adjustment
Auto-close timer 1-23 seconds
Gate overlap feature for bi-parting gate operation
Includes primary and built-in secondary entrapment prevention system
Tamper protect feature
Built-in On/Off switch
Built-in alarm reset switch
Selectable shadow / reverse loop function
Magnetic lock output
Two 115 VAC convenience outlets for accessory transformers
Ports for plug-in open and reverse loop detectors. DKS plug-in detectors only.
Gate Tacker reporting output provides operator data to access control system (DKS systems with card access only)

Operating Temp
10°F to 115°F
-12°C to 46°C
Heater kit recommended for colder environments
Shipping Weight
Approximately 120-160 lbs (54-73 kg)
Depending on model and options selected.

Warranty
5-year limited factory warranty

Distributed by:
Calvin Access Controls Inc.
740-494-4200 614-451-GATE
sales@CalvinInc.com
www.CalvinInc.com

DOORKING®, INC.
120 Glasgow Avenue, Inglewood, California 90301 U.S.A. Tel: 310-645-0023 FAX: 310-641-1586 www.doorking.com
© 2006 All Rights Reserved. Product specifications may change without notice. Rev. 4/06

